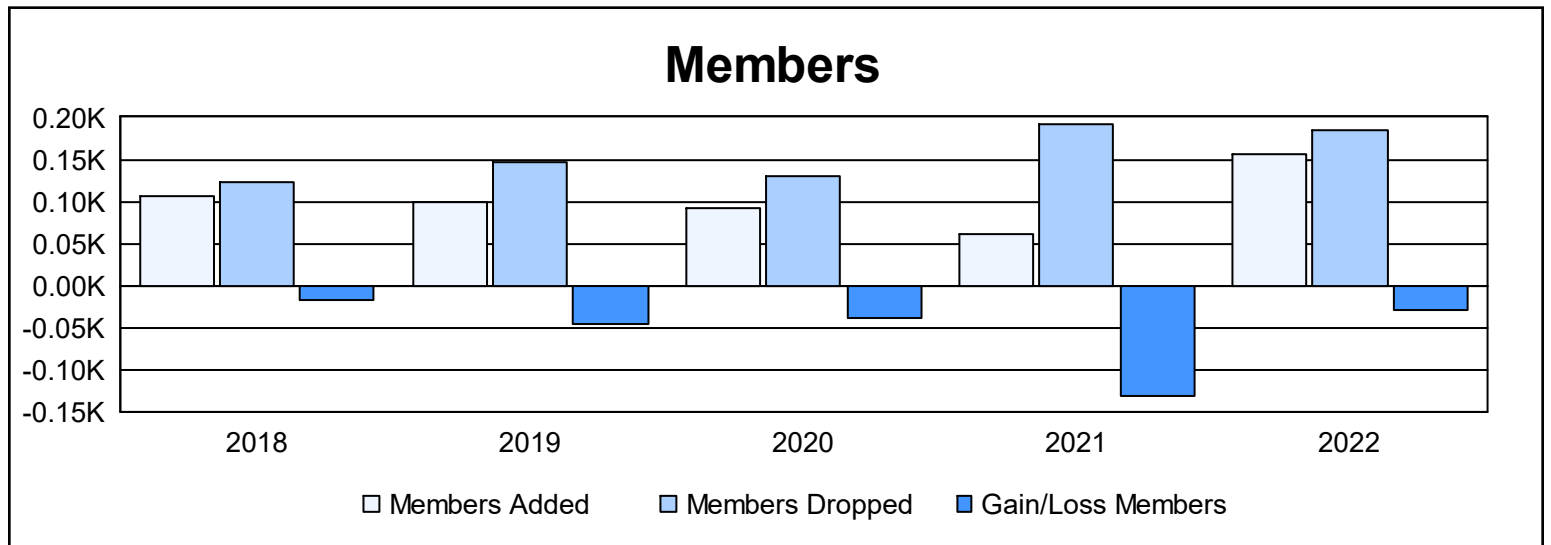
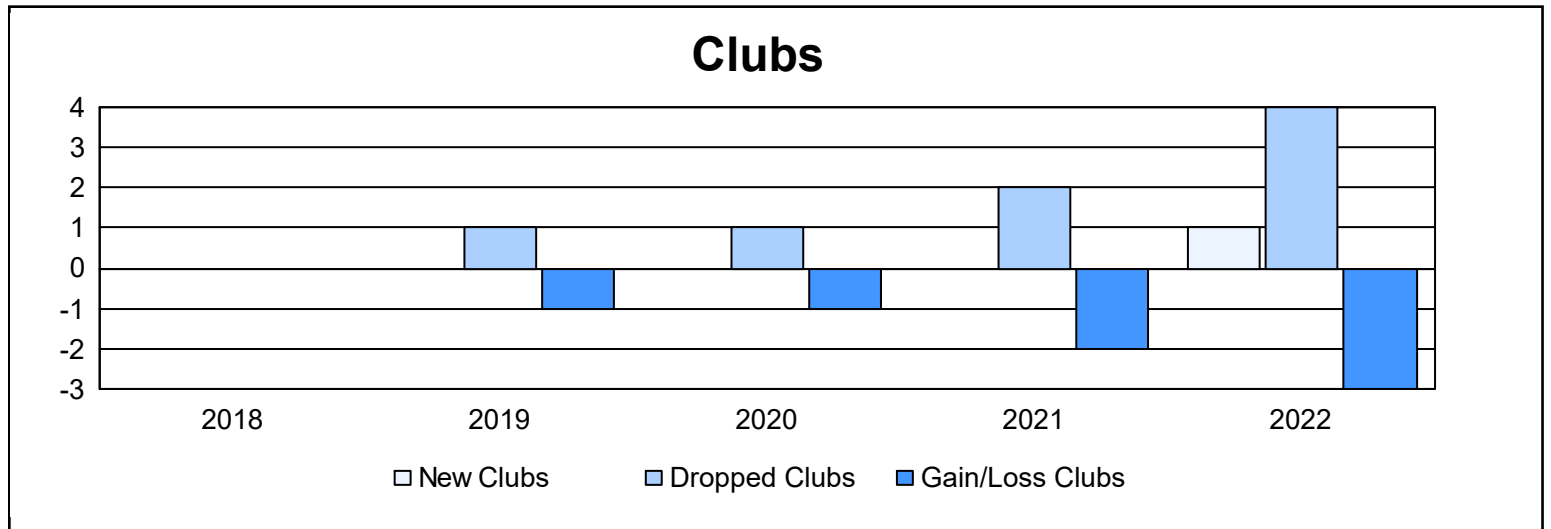
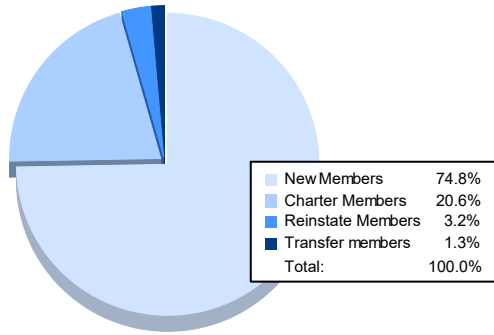


Year	New Clubs	Dropped Clubs	Gain/ Loss Clubs	New Members	Charter Members	Reinstate Members	Transfer Members	Total Member Added	Total Members Dropped	Gain/ Loss Members
2017-2018	0	0	0	99	0	2	5	106	123	-17
2018-2019	0	1	-1	83	0	14	3	100	146	-46
2019-2020	0	1	-1	62	1	21	8	92	130	-38
2020-2021	0	2	-2	52	1	4	4	61	192	-131
2021-2022	1	4	-3	116	32	5	2	155	184	-29
<b>Average</b>	<b>0</b>	<b>2</b>	<b>-1</b>	<b>82</b>	<b>7</b>	<b>9</b>	<b>4</b>	<b>103</b>	<b>155</b>	<b>-52</b>



### Membership Composition June 2022 Cumulative



### Gender Composition June 2022 Cumulative

